

THE NEW 2x4 EDGE-LIT FLAT PANEL

DATA SHEET

Mod No. ELC-2448

Product Description


Luna Sciences' 2x4 LED Flat Panel is an advanced technology in lighting. Made of the finest material, it's one of the thinnest and the lightest flat panel available on the market today. At .375" thickness, it's designed for easy installation into all standard T-Bar ceilings using Luna's easy connect. Luna's flat panels are offered at 50W and 65W [Hi-output] and in ranges of 3000K-5000K color temperature. Using the latest LED chip technology, Luna's Flat Panels provides over 120 lumens per watt. They are flicker free, cool to touch, and free from RF and EM interference. They are designed for wet locations. They provide 0-10 true dimming and work with most popular dimming modules on the market.

Product Specifications

POWER CONSUMPTION	50W, 65W
TOTAL FLUX [LM]	5,400lm, 7,150lm
EFFICACY	110LM+ / W
COLOR TEMPERATURES	3000, 3500,4000,5000
INPUT VOLTAGE [AC]	100 - 277 VAC [50/60Hz]
CRI [Ra]	80+
DIMENSIONS	23.75 x 47.75x.375 [Driver 1.50H]
Weight	8lb
FRAME DESIGN	T-Bar, recessed, suspended
FRAME COLOR	White
PROTECTION RATING	Indoor use only / Wet location
POWER SUPPLY TYPE	0-10 / PWM Dimming
CERTIFICATIONS	UL, DLC 4, DLC 4.2

Product Ordering


Part No.	Size	Wattage	CCT
ELC-2448W50K30	2X4	50W	3000
ELC-2448W50K35			3500
ELC-2448W50K40			4000
ELC-2448W50K50			5000
ELC-2448W65K30	2X4	65W	3000
ELC-2448W65K35			3500
ELC-2448W65K40			4000
ELC-2448W65K50			5000



2x4 LED Flat Panel



Side View

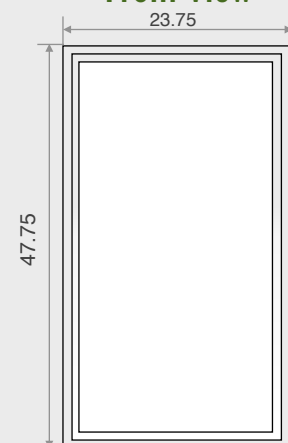


7.25"Lx1.5"Hx3.50"W

0-10V / PWM Dimming Power Supply

Attached Power Supply

Front View



Step down Frame Design

